Sadaqah Activities

Jar Craft, Weekly Tracker and 12 Ways to Give





Ages 5–10 • Cut • Color • Give

Make a Sadaqah Jar

Cut, color, glue. Then fill your jar with kind deeds.



1. Find a clean, empty jar, or a small box with a lid.
2. Cut out the label and the lid topper on the dashed lines.
3. Color them, then glue the label around the jar and the topper on the lid.
4. Fill it together: coins from your allowance, and a note for each kind deed.



My Sadaqah Jar

صَدَقَة Giving for Allah's sake



I am giving for: _____

Sadaqah



Giving jar

Bismillah



My Weekly Giving Tracker

Write one kind thing you gave each day. Color the coin when it is done.

Day	My sadaqah today	Done
Monday		
Tuesday		
Wednesday		
Thursday		
Friday		
Saturday		
Sunday		

My favorite sadaqah this week: _____

Next week I will try: _____

Name: _____



Sadaqah Without Money

Cut the cards. Pick one a day and do it!



1. SMILE

Give someone a real smile. It costs nothing.

Jami' at-Tirmidhi 1956



2. SAY A KIND WORD

Tell someone something good about them.

Sahih al-Bukhari 2989



3. SHOW THE WAY

Help someone who is lost find where to go.

Jami' at-Tirmidhi 1956



4. CLEAR THE PATH

Move a rock or a toy that could trip someone.

Jami' at-Tirmidhi 1956



5. SHARE YOUR DRINK

Share your water or snack with a friend.

Our idea



6. HELP CARRY

Carry a heavy bag for someone.

Sahih al-Bukhari 2989

Sadaqah Without Money 2

Ideas 7 to 12. Can you think of a thirteenth?



7. HELP AT HOME

Set the table or clear the plates without being asked.

Our idea



8. MAKE A CARD

Draw a card for a neighbor or a grandparent.

Our idea



9. VISIT OR CALL

Call a grandparent or say hello to an older neighbor.

Our idea



10. SHARE A BOOK OR TOY

Lend a favorite book or toy and take care of it.

Our idea



11. TIDY UP

Straighten the shoes or books at home, school or the masjid.

Our idea



12. GIVE FROM YOUR ALLOWANCE

Put a coin in your jar and pick where it goes with a grown-up.

Our idea

Note for Parents & Teachers

How to use this pack



Make the jar together first. Then cut the idea cards, put them in a bowl and let your child draw one each day. Write what happened on the weekly tracker. For a class, keep one jar and one tracker for the whole group and read the entries aloud on Friday.

What is sadaqah? What is zakat?

الصَّدَقَة **Sadaqah**: giving something good for Allah's sake. It can be money, but it can also be a smile, a kind word or helping someone.

الزَّكَاة **Zakat**: the required charity that Muslims whose wealth reaches a set amount give each year. It is one of the five pillars of Islam.

Sources

Smiling, showing the way, and moving a rock or thorn from the road are charity: **Jami' at-Tirmidhi 1956**
A good word, and helping a person with their load, are sadaqah: **Sahih al-Bukhari 2989**
Zakat is one of the five pillars: **Sahih al-Bukhari 8**
"And give zakah": **Quran 2:43**

Cards marked "Our idea" are everyday ways to practice kindness; they are not quotations. The hadith are explained in simple words, not quoted word for word. Please ask your teacher or imam if you want more detail.

Tips for the jar

Let your child help choose where the money goes, with your approval. Keep the jar for giving only, and empty it on a day you pick together. Praise the effort, not the amount, and avoid comparing children. Little ones who have no coins can drop in a note instead.

Color Me: Giving

Color me! A kind boy puts a gift in the box. Use your brightest colors.



Color Me: Two Friends

Color me! Two friends say hello. Use your brightest colors.



Who made this pack?

★ ★ ★

Thank you for printing and learning with us!

Belaraby Apps

Belaraby Apps: printables, worksheets, stories and activities that help children learn Arabic and Islamic values.

www.belarabyapps.com



Rawdaty (روضتي)

Rawdaty: an Arabic alphabet app for ages 3 to 8. Children hear each letter, see it, trace it and play 12+ learning games.



Hekayat Belaraby (حكايات بالعربي)

Hekayat Belaraby: more than 500 illustrated Arabic stories for children, with activities and coloring pages for many stories.

Scan a code with a phone camera to open the page.